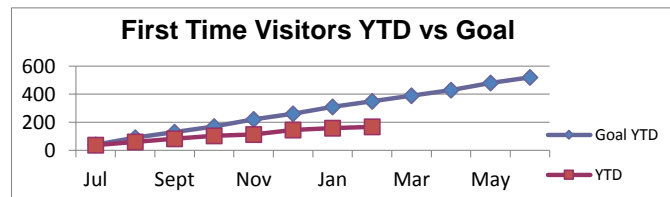
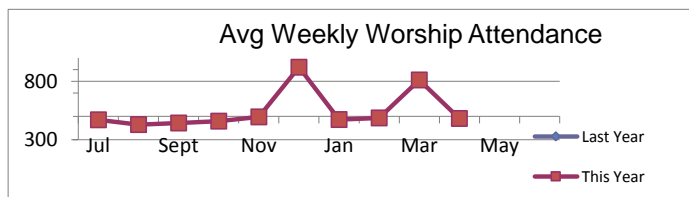


Country Club Christian Church For the Period Ended February 2017

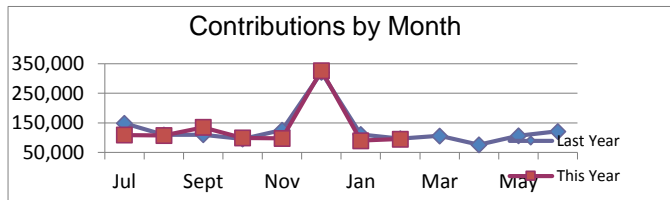
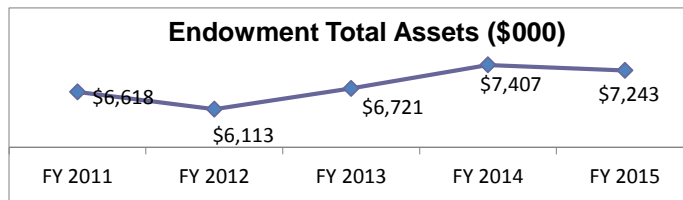
Weekly Worship Attendance	
Average Last Month	566
Last Year: Average Last Month	486
Average Year to Date (Fiscal Year)	525
Last Year: Average Year to Date (Fiscal Year)	522

Member Growth	
First Time Visitors	
Total Last Month	8
Goal Last Month	40
Total Year to Date (Fiscal Year)	167
Goal: Total Year To Date(Fiscal Year)	350
New Members	
Total Year to Date	33
Annual Goal Total	130



Financial Capital	
Capital Campaign Dollars Received	\$4,623,630
Capital Campaign Pledges Outstanding	\$456,351
Endowment	
YTD Transfers (Fiscal Year)	\$118,260
Endowment Contributions Fiscal Year To Date	\$14,180
Transfers booked monthly but actual \$ distributions are quarterly	

Financial Stability (Fiscal Year)	
Checking Accounts	\$430,293
Contributions Last Month	\$95,241
Contributions Last Month: Last Year	\$96,897
Contributions Last Month: Budget	\$93,011
YTD Contributions	\$1,060,448
YTD Contributions: Last Year	\$1,093,296
YTD Contributions: Budget	\$1,064,944
YTD Net Income	\$27,537



98% or Greater of Goal
90-97.9% of Goal
89.9% or less of Goal