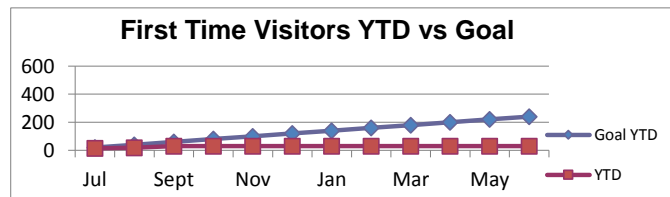
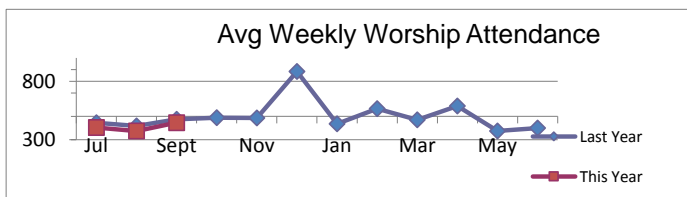


Country Club Christian Church For the Period Ended September 2017

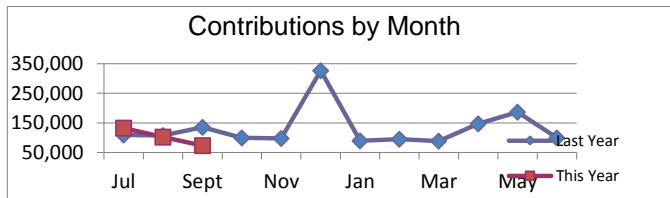
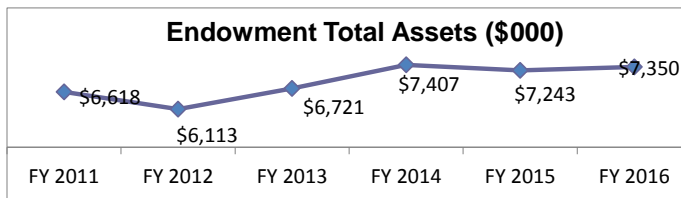
Weekly Worship Attendance	
Average Last Month	446
Last Year: Average Last Month	475
Average Year to Date (Fiscal Year)	445
Last Year: Average Year to Date (Fiscal Year)	408

Member Growth	
First Time Visitors	
Total Last Month	11
Goal Last Month	40
Total Year to Date (Fiscal Year)	30
Goal: Total Year To Date(Fiscal Year)	60
New Members	
Total Year to Date	4
Annual Goal Total	100



Financial Capital	
Capital Campaign Dollars Received	\$4,722,717
Capital Campaign Pledges Outstanding	\$354,451
Endowment	
YTD Transfers (Fiscal Year)	\$44,197
Endowment Contributions Fiscal Year To Date	\$47,818
Transfers booked monthly but actual \$ distributions are quarterly	

Financial Stability (Fiscal Year)	
Checking Accounts	\$440,112
Contributions Last Month	\$73,119
Contributions Last Month: Last Year	\$134,877
Contributions Last Month: Budget	\$123,930
YTD Contributions	\$307,835
YTD Contributions: Last Year	\$351,503
YTD Contributions: Budget	\$320,114
YTD Net Income	(\$37,137)



98% or Greater of Goal
90-97.9% of Goal
89.9% or less of Goal