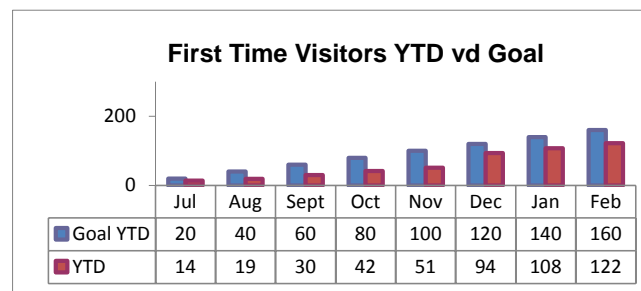
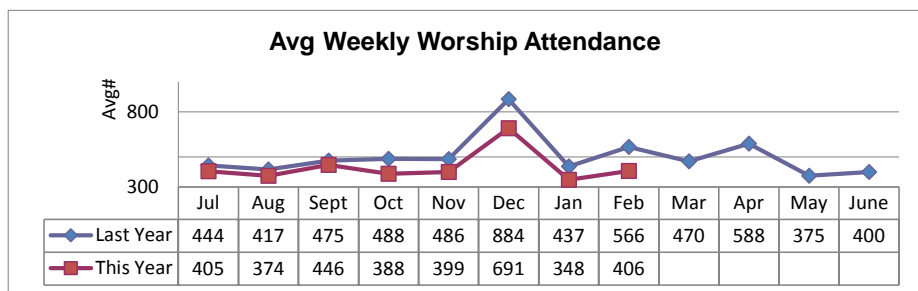


Country Club Christian Church For the Period Ended February 2018

Weekly Worship Attendance	
Average Last Month	406
Last Year: Average Last Month	566
Average Year to Date (Fiscal Year)	432
Last Year: Average Year to Date (Fiscal Year)	525

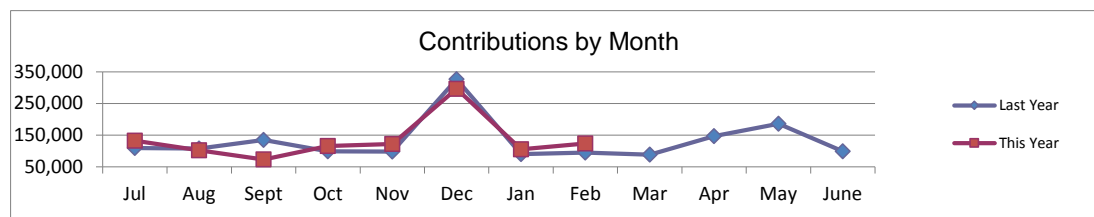
Member Growth	
First Time Visitors	
Total Last Month	14
Goal Last Month	40
Total Year to Date (Fiscal Year)	122
Goal: Total Year To Date(Fiscal Year)	160
New Members	
Total Year to Date	25
Annual Goal Total	100



Endowment Trust Audited Funds				
	2013-2014	2014-2015	2015-2016	2016-2017*
Beginning Fund Balance	6,720,987.00	7,407,268.10	7,220,646.03	6,948,867.20
Contributions	121,192.37	390,522.25	148,186.72	17,044.73
Gains	1,145,195.74	-161,968.92	-27,940.86	660,082.39
Grants	580,107.01	415,175.40	392,024.69	276,285.76
Ending Fund Balance	7,407,268.10	7,220,646.03	6,948,867.20	7,349,708.57

*Under audit as of 10/1/2017

Financial Stability (Fiscal Year)	
Checking Accounts	\$586,445
Contributions Last Month	\$123,516
Contributions Last Month: Last Year	\$95,241
Contributions Last Month: Budget	\$94,909
YTD Contributions	\$1,071,290
YTD Contributions: Last Year	\$1,060,448
YTD Contributions: Budget	\$1,016,326
YTD Net Income	(\$22,525)



98% or Greater of Goal	90-97.9% of Goal	89.9% or less of Goal
------------------------	------------------	-----------------------