

## Country Club Christian Church For the Period Ended May 2018

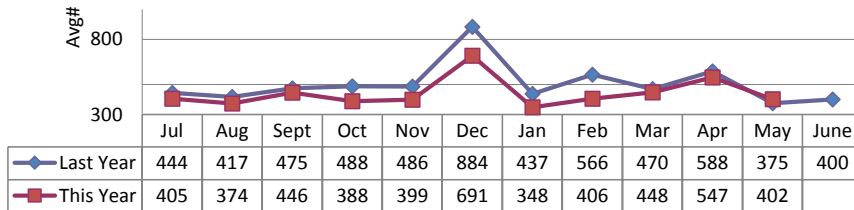
### Weekly Worship Attendance

Average Last Month	402
Last Year: Average Last Month	375
Average Year to Date (Fiscal Year)	441
Last Year: Average Year to Date (Fiscal Year)	512

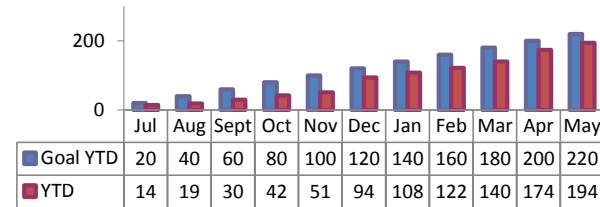
### Member Growth

<b>First Time Visitors</b>	
Total Last Month	20
Goal Last Month	40
Total Year to Date (Fiscal Year)	194
Goal: Total Year To Date(Fiscal Year)	220
<b>New Members</b>	
Total Year to Date	47
Annual Goal Total	100

### Avg Weekly Worship Attendance



### First Time Visitors YTD vd Goal



### Endowment Trust Audited Funds

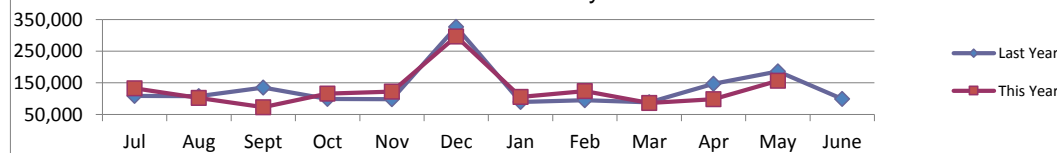
	2013-2014	2014-2015	2015-2016	2016-2017*
Beginning Fund Balance	6,720,987.00	7,407,268.10	7,220,646.03	6,948,867.20
Contributions	121,192.37	390,522.25	148,186.72	17,044.73
Gains	1,145,195.74	-161,968.92	-27,940.86	660,082.39
Grants	580,107.01	415,175.40	392,024.69	276,285.76
Ending Fund Balance	7,407,268.10	7,220,646.03	6,948,867.20	7,349,708.57

\*Under audit as of 10/1/2017

### Financial Stability (Fiscal Year)

Checking Accounts	\$400,525
<b>Contributions Last Month</b>	<b>\$156,784</b>
Contributions Last Month: Last Year	\$186,399
Contributions Last Month: Budget	\$182,451
<b>YTD Contributions</b>	<b>\$1,420,941</b>
YTD Contributions: Last Year	\$1,482,037
YTD Contributions: Budget	\$1,498,154
<b>YTD Net Income</b>	<b>(\$39,625)</b> *

### Contributions by Month



98% or Greater of Goal

90-97.9% of Goal

89.9% or less of Goal

\* = Parlor expense pending vote tonight of \$37,000