

## Country Club Christian Church For the Period Ended June 2018

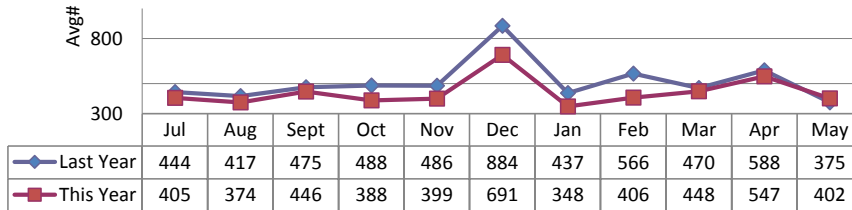
### Weekly Worship Attendance

Average Last Month	396
Last Year: Average Last Month	400
Average Year to Date (Fiscal Year)	438
Last Year: Average Year to Date (Fiscal Year)	503

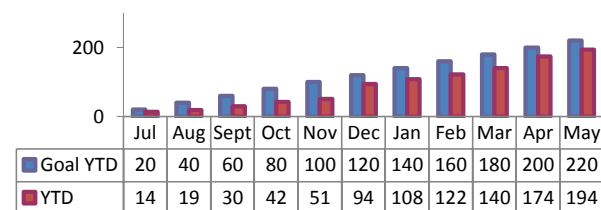
### Member Growth

<b>First Time Visitors</b>	
Total Last Month	11
Goal Last Month	40
Total Year to Date (Fiscal Year)	205
Goal: Total Year To Date(Fiscal Year)	240
<b>New Members</b>	
Total Year to Date	53
Annual Goal Total	100

### Avg Weekly Worship Attendance



### First Time Visitors YTD vd Goal



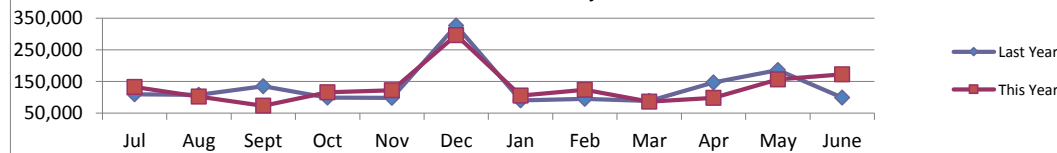
### Endowment Trust Audited Funds

	2013-2014	2014-2015	2015-2016	2016-2017*
Beginning Fund Balance	6,720,987.00	7,407,268.10	7,220,646.03	6,948,867.20
Contributions	121,192.37	390,522.25	148,186.72	17,044.73
Gains	1,145,195.74	-161,968.92	-27,940.86	660,082.39
Grants	580,107.01	415,175.40	392,024.69	276,285.76
Ending Fund Balance	7,407,268.10	7,220,646.03	6,948,867.20	7,349,708.57

### Financial Stability (Fiscal Year)

Checking Accounts	\$355,735
<b>Contributions Last Month</b>	\$172,921
Contributions Last Month: Last Year	\$99,297
Contributions Last Month: Budget	\$103,396
<b>YTD Contributions</b>	\$1,596,098
YTD Contributions: Last Year	\$1,581,334
YTD Contributions: Budget	\$1,601,550
<b>YTD Net Income</b>	\$47,145

### Contributions by Month



98% or Greater of Goal

90-97.9% of Goal

89.9% or less of Goal