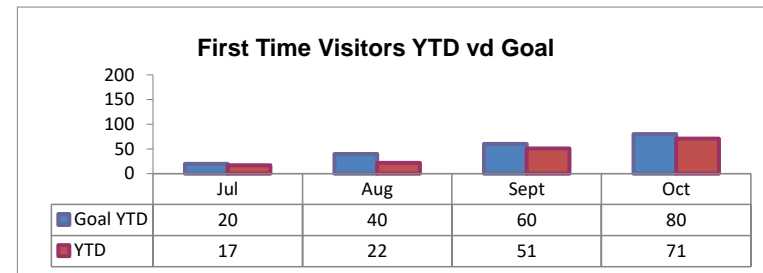
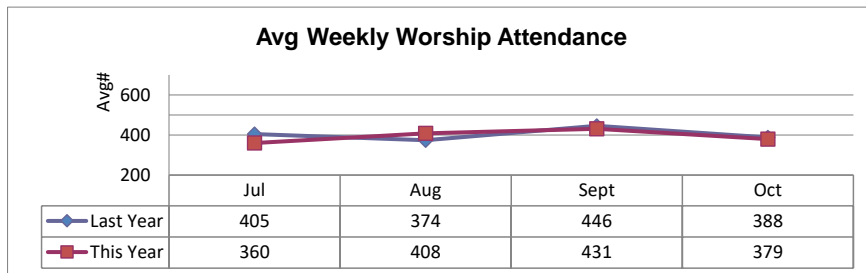


Country Club Christian Church For the Period Ended October 2018

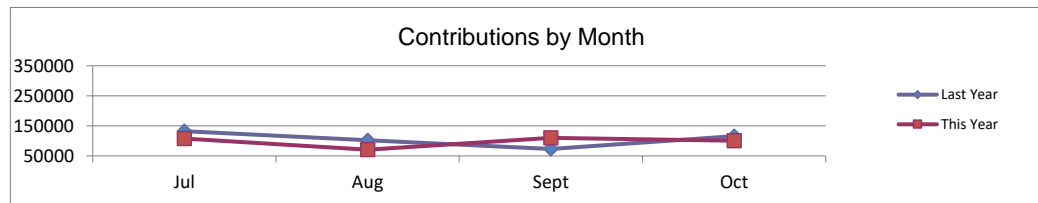
Weekly Worship Attendance	
Average Last Month	379
Last Year: Average Last Month	388
Average Year to Date (Fiscal Year)	395
Last Year: Average Year to Date (Fiscal Year)	403

Member Growth	
First Time Visitors	
Total Last Month	20
Goal Last Month	40
Total Year to Date (Fiscal Year)	71
Goal: Total Year To Date(Fiscal Year)	80
New Members	
Total Year to Date	20
Annual Goal Total	100



Endowment Trust Audited Funds				
	2014-2015	2015-2016	2016-2017	2017-2018*
Beginning Fund Balance	7,407,268.10	7,220,646.03	6,948,867.20	7,322,425.57
Contributions	390,522.25	148,186.72	17,044.73	186,160.34
Gains	-161,968.92	-27,940.86	660,082.39	567,128.63
Grants	415,175.40	392,024.69	276,285.76	420,134.90
Ending Fund Balance	7,220,646.03	6,948,867.20	7,349,708.57	7,655,579.64
* Under audit as of October 16, 2018				

Financial Stability (Fiscal Year)	
Checking Accounts	\$441,757
Contributions Last Month	\$100,687
Contributions Last Month: Last Year	\$115,795
Contributions Last Month: Budget	\$120,081
YTD Contributions	\$395,843
YTD Contributions: Last Year	\$423,630
YTD Contributions: Budget	\$441,854
YTD Net Income	(\$154,747)



98% or Greater of Goal

90-97.9% of Goal

89.9% or less of Goal