

Country Club Christian Church For the Period Ended January 2019

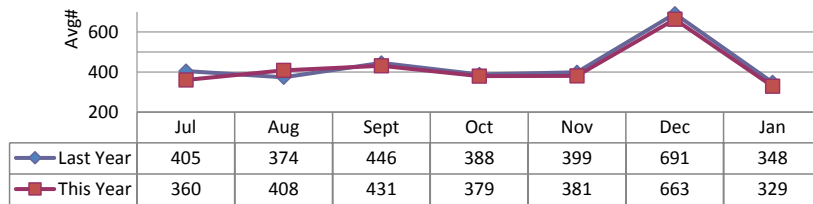
Weekly Worship Attendance

Average Last Month	329
Last Year: Average Last Month	348
Average Year to Date (Fiscal Year)	422
Last Year: Average Year to Date (Fiscal Year)	436

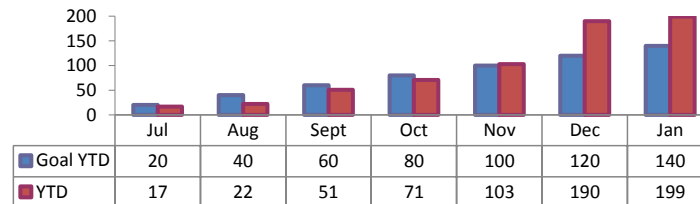
Member Growth

First Time Visitors	
Total Last Month	9
Goal Last Month	40
Total Year to Date (Fiscal Year)	199
Goal: Total Year To Date(Fiscal Year)	140
New Members	
Total Year to Date	25
Annual Goal Total	100

Avg Weekly Worship Attendance



First Time Visitors YTD vd Goal



Endowment Trust Audited Funds

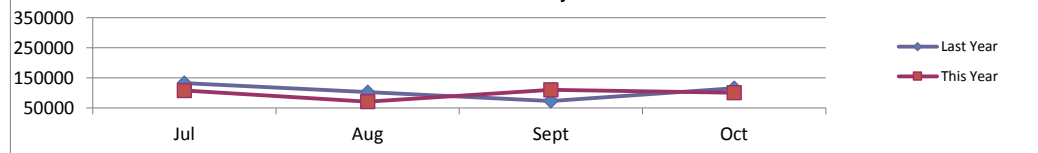
	2014-2015	2015-2016	2016-2017	2017-2018*
Beginning Fund Balance	7,407,268.10	7,220,646.03	6,948,867.20	7,322,425.57
Contributions	390,522.25	148,186.72	17,044.73	186,160.34
Gains	-161,968.92	-27,940.86	660,082.39	567,128.63
Grants	415,175.40	392,024.69	276,285.76	420,134.90
Ending Fund Balance	7,220,646.03	6,948,867.20	7,349,708.57	7,655,579.64

* Under audit as of October 16, 2018

Financial Stability (Fiscal Year)

Checking Accounts	\$496,867
Contributions Last Month	\$72,383
Contributions Last Month: Last Year	\$105,449
Contributions Last Month: Budget	\$112,194
YTD Contributions	\$925,860
YTD Contributions: Last Year	\$947,774
YTD Contributions: Budget	\$976,325
YTD Net Income	(\$85,748)

Contributions by Month



98% or Greater of Goal

90-97.9% of Goal

89.9% or less of Goal