

## Country Club Christian Church For the Period Ended May 2019

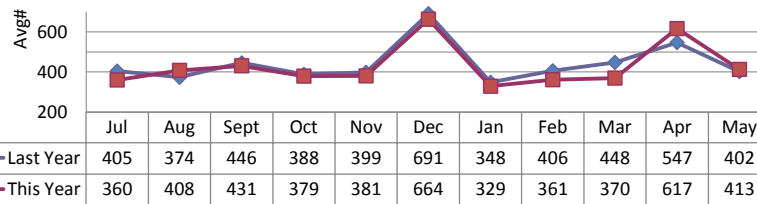
### Weekly Worship Attendance

Average Last Month	413
Last Year: Average Last Month	402
Average Year to Date (Fiscal Year)	428
Last Year: Average Year to Date (Fiscal Year)	441

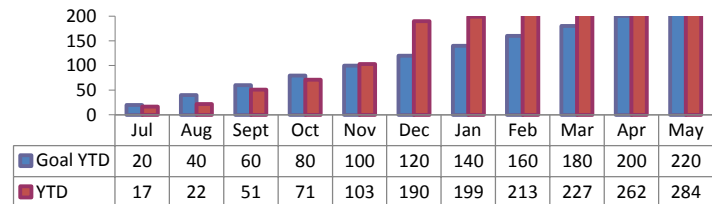
### Member Growth

<b>First Time Visitors</b>	
Total Last Month	22
Goal Last Month	40
Total Year to Date (Fiscal Year)	284
Goal: Total Year To Date(Fiscal Year)	220
<b>New Members</b>	
Total Year to Date	44
Annual Goal Total	100

### Avg Weekly Worship Attendance



### First Time Visitors YTD vd Goal



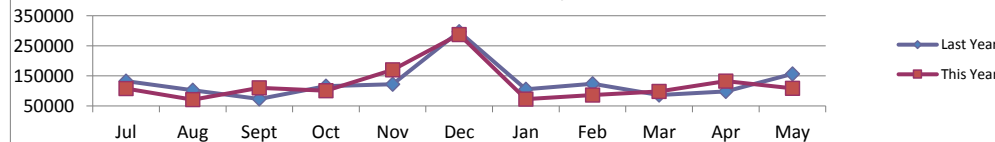
### Endowment Trust Audited Funds

	2014-2015	2015-2016	2016-2017	2017-2018
Beginning Fund Balance	7,407,268.10	7,220,646.03	6,948,867.20	7,322,425.57
Contributions	390,522.25	148,186.72	17,044.73	186,160.34
Gains	-161,968.92	-27,940.86	660,082.39	567,128.63
Grants	415,175.40	392,024.69	276,285.76	420,134.90
Ending Fund Balance	7,220,646.03	6,948,867.20	7,349,708.57	7,655,579.64

### Financial Stability (Fiscal Year)

Checking Accounts	\$216,305
<b>Contributions Last Month</b>	<b>\$108,942</b>
Contributions Last Month: Last Year	\$156,784
Contributions Last Month: Budget	\$159,925
<b>YTD Contributions</b>	<b>\$1,352,109</b>
YTD Contributions: Last Year	\$1,420,941
YTD Contributions: Budget	\$1,465,948
<b>YTD Net Income</b>	<b>(\$145,650)</b>

### Contributions by Month



98% or Greater of Goal

90-97.9% of Goal

89.9% or less of Goal