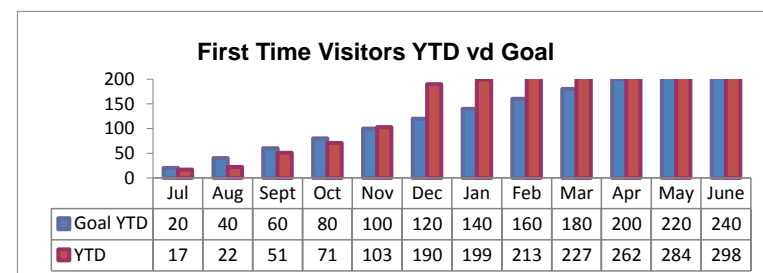
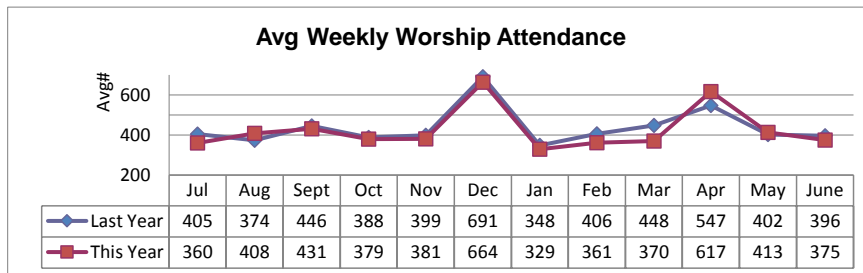


Country Club Christian Church For the Period Ended June 2019

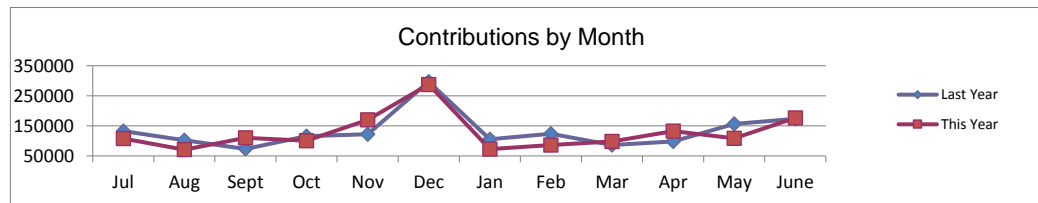
| Weekly Worship Attendance | |
|---|-----|
| Average Last Month | 375 |
| Last Year: Average Last Month | 396 |
| Average Year to Date (Fiscal Year) | 424 |
| Last Year: Average Year to Date (Fiscal Year) | 438 |

| Member Growth | |
|---------------------------------------|-----|
| First Time Visitors | |
| Total Last Month | 14 |
| Goal Last Month | 40 |
| Total Year to Date (Fiscal Year) | 298 |
| Goal: Total Year To Date(Fiscal Year) | 240 |
| New Members | |
| Total Year to Date | 53 |
| Annual Goal Total | 100 |



| Endowment Trust Audited Funds | | | | |
|-------------------------------|--------------|--------------|--------------|--------------|
| | 2014-2015 | 2015-2016 | 2016-2017 | 2017-2018 |
| Beginning Fund Balance | 7,407,268.10 | 7,220,646.03 | 6,948,867.20 | 7,322,425.57 |
| Contributions | 390,522.25 | 148,186.72 | 17,044.73 | 186,160.34 |
| Gains | -161,968.92 | -27,940.86 | 660,082.39 | 567,128.63 |
| Grants | 415,175.40 | 392,024.69 | 276,285.76 | 420,134.90 |
| Ending Fund Balance | 7,220,646.03 | 6,948,867.20 | 7,349,708.57 | 7,655,579.64 |

| Financial Stability (Fiscal Year) | |
|-------------------------------------|--------------------|
| Checking Accounts | \$217,661 |
| Contributions Last Month | \$176,403 |
| Contributions Last Month: Last Year | \$172,921 |
| Contributions Last Month: Budget | \$175,620 |
| YTD Contributions | \$1,528,512 |
| YTD Contributions: Last Year | \$1,596,098 |
| YTD Contributions: Budget | \$1,641,567 |
| YTD Net Income | (\$17,960) |



98% or Greater of Goal

90-97.9% of Goal

89.9% or less of Goal