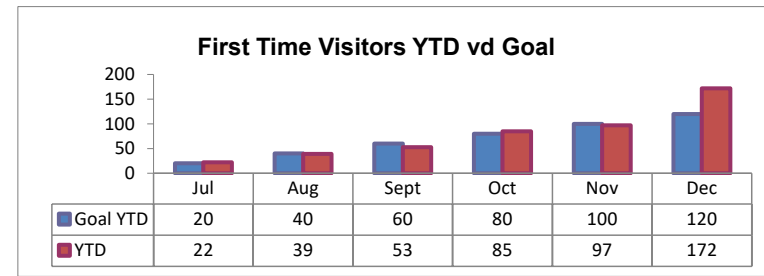
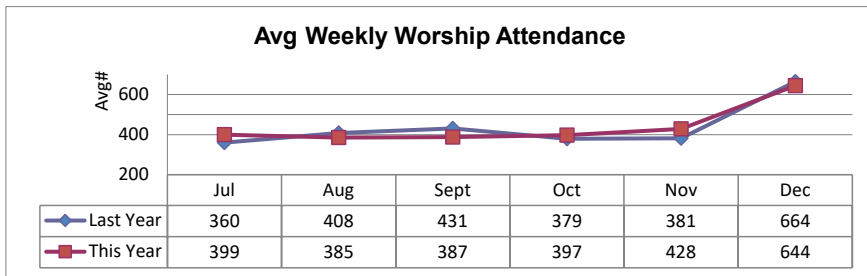


Country Club Christian Church For the Period Ended December 2019

Weekly Worship Attendance	
Average Last Month	644
Last Year: Average Last Month	664
Average Year to Date (Fiscal Year)	440
Last Year: Average Year to Date (Fiscal Year)	437

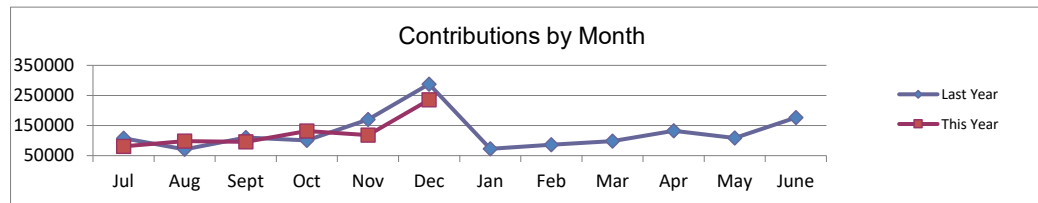
Member Growth	
First Time Visitors	
Total Last Month	75
Goal Last Month	40
Total Year to Date (Fiscal Year)	172
Goal: Total Year To Date(Fiscal Year)	120
New Members	
Total Year to Date	8
Annual Goal Total	100



Endowment Trust Audited Funds				
	2015-2016	2016-2017	2017-2018	2018-2019*
Beginning Fund Balance	7,220,646.03	6,948,867.20	7,322,425.57	7,655,580.64
Contributions	148,186.72	17,044.73	186,160.34	439,104.04
Gains	-27,940.86	660,082.39	567,128.63	477,752.89
Grants	392,024.69	276,285.76	420,134.90	411,869.09
Ending Fund Balance	6,948,867.20	7,349,708.57	7,655,579.64	8,160,568.48

*18-19 numbers are not audited

Financial Stability (Fiscal Year)	
Checking Accounts	\$245,639
Contributions Last Month	\$235,322
Contributions Last Month: Last Year	\$287,707
Contributions Last Month: Budget	\$176,216
YTD Contributions	\$761,139
YTD Contributions: Last Year	\$853,476
YTD Contributions: Budget	\$584,645
YTD Net Income	(\$141,206)



98% or Greater of Goal	90-97.9% of Goal	89.9% or less of Goal
------------------------	------------------	-----------------------