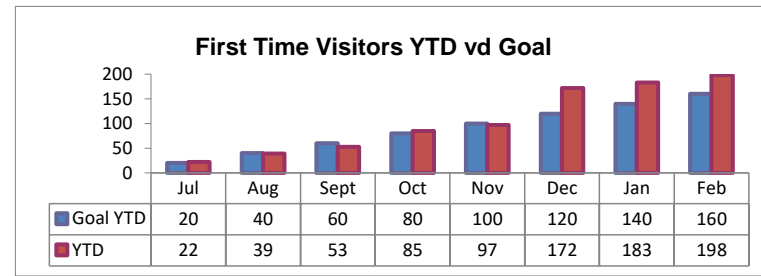
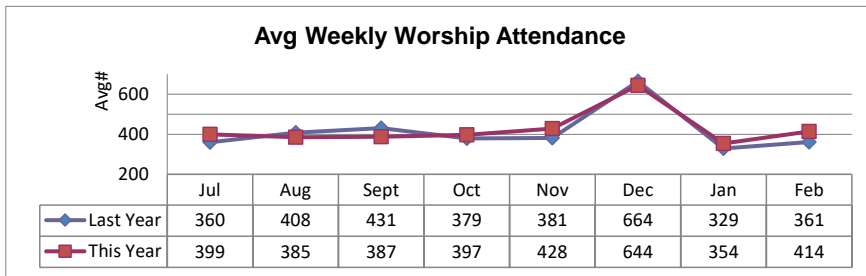


Country Club Christian Church For the Period Ended February 2020

Weekly Worship Attendance	
Average Last Month	414
Last Year: Average Last Month	361
Average Year to Date (Fiscal Year)	426
Last Year: Average Year to Date (Fiscal Year)	414

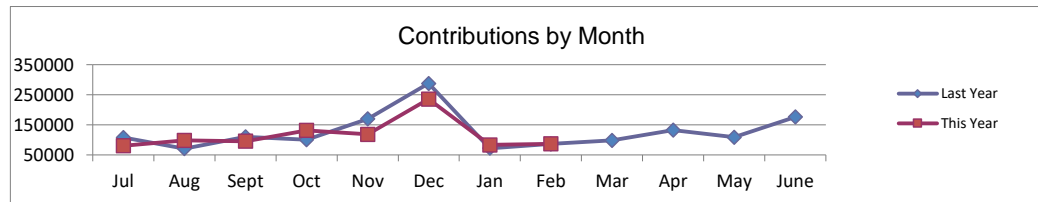
Member Growth	
First Time Visitors	
Total Last Month	15
Goal Last Month	40
Total Year to Date (Fiscal Year)	198
Goal: Total Year To Date(Fiscal Year)	160
New Members	
Total Year to Date	14
Annual Goal Total	100



Endowment Trust Audited Funds				
	2015-2016	2016-2017	2017-2018	2018-2019*
Beginning Fund Balance	7,220,646.03	6,948,867.20	7,322,425.57	7,655,580.64
Contributions	148,186.72	17,044.73	186,160.34	439,104.04
Gains	-27,940.86	660,082.39	567,128.63	477,752.89
Grants	392,024.69	276,285.76	420,134.90	411,869.09
Ending Fund Balance	6,948,867.20	7,349,708.57	7,655,579.64	8,160,568.48

*18-19 numbers are not audited

Financial Stability (Fiscal Year)	
Checking Accounts	\$173,370
Contributions Last Month	\$87,333
Contributions Last Month: Last Year	\$86,638
Contributions Last Month: Budget	\$112,348
YTD Contributions	\$945,273
YTD Contributions: Last Year	\$1,012,498
YTD Contributions: Budget	\$1,072,563
YTD Net Income	(\$149,507)



98% or Greater of Goal

90-97.9% of Goal

89.9% or less of Goal