

Country Club Christian Church For the Period Ended May 2020

Weekly Worship Attendance*

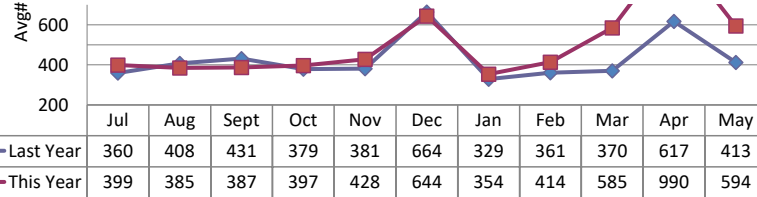
Average Last Month	594
Last Year: Average Last Month	413
Average Year to Date (Fiscal Year)	507
Last Year: Average Year to Date (Fiscal Year)	428

*All monthly attendance taking from StreamSpot statistics

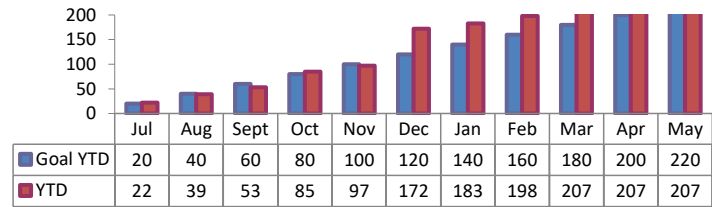
Member Growth*

First Time Visitors	
Total Last Month	0
Goal Last Month	40
Total Year to Date (Fiscal Year)	207
Goal: Total Year To Date(Fiscal Year)	220
New Members	
Total Year to Date	14
Annual Goal Total	100

Avg Weekly Worship Attendance



First Time Visitors YTD vd Goal



Endowment Trust Audited Funds

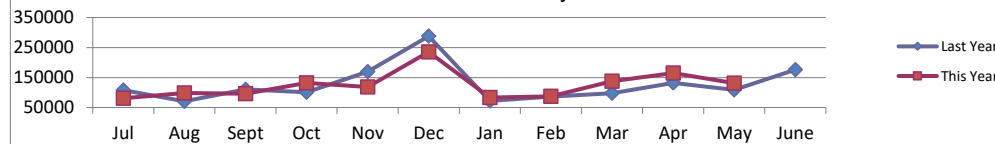
	2015-2016	2016-2017	2017-2018	2018-2019*
Beginning Fund Balance	7,220,646.03	6,948,867.20	7,322,425.57	7,655,580.64
Contributions	148,186.72	17,044.73	186,160.34	439,104.04
Gains	-27,940.86	660,082.39	567,128.63	477,752.89
Grants	392,024.69	276,285.76	420,134.90	411,869.09
Ending Fund Balance	6,948,867.20	7,349,708.57	7,655,579.64	8,160,568.48

*18-19 numbers are not audited

Financial Stability (Fiscal Year)

Checking Accounts	\$502,055
Contributions Last Month	\$131,260
Contributions Last Month: Last Year	\$108,942
Contributions Last Month: Budget	\$159,593
YTD Contributions	\$1,379,004
YTD Contributions: Last Year	\$1,352,109
YTD Contributions: Budget	\$1,442,078
YTD Net Income	(\$78,295)

Contributions by Month



98% or Greater of Goal

90-97.9% of Goal

89.9% or less of Goal