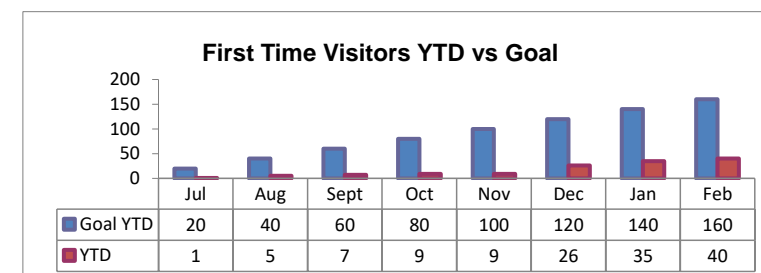
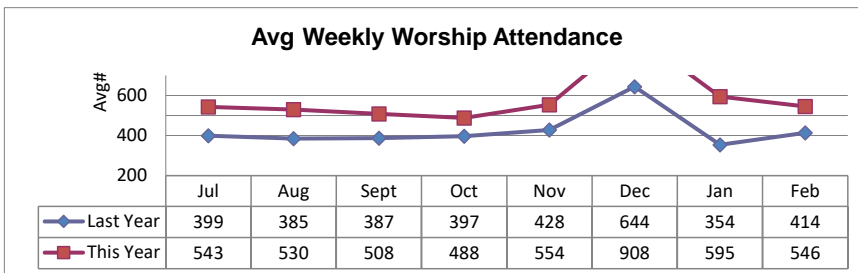


Country Club Christian Church For the Period Ended February 2021

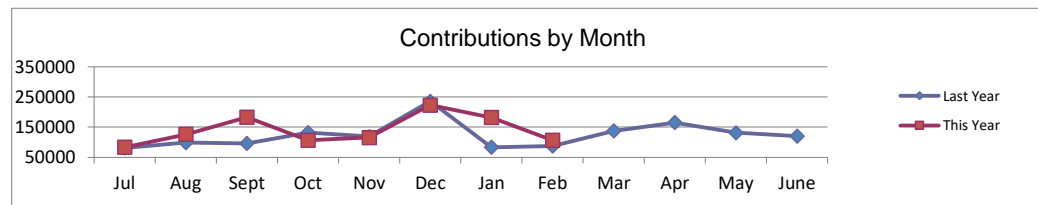
Weekly Worship Attendance*	
Average Last Month	546
Last Year: Average Last Month	414
Average Year to Date (Fiscal Year)	584
Last Year: Average Year to Date (Fiscal Year)	426
*All monthly attendance taking from StreamSpot and FaceBook Live	

Member Growth*	
First Time Visitors	
Total Last Month	5
Goal Last Month	40
Total Year to Date (Fiscal Year)	40
Goal: Total Year To Date(Fiscal Year)	160
New Members	
Total Year to Date	6
Annual Goal Total	100



Endowment Trust Audited Funds				
	2016-2017	2017-2018	2018-2019	2019-2020*
Beginning Fund Balance	6,948,867.20	7,322,425.57	7,655,580.64	8,338,057.16
Contributions	17,044.73	186,160.34	439,104.04	10,289.17
Gains	660,082.39	567,128.63	477,752.89	385,897.66
Grants	276,285.76	420,134.90	411,869.09	384,006.58
Ending Fund Balance	7,349,708.57	7,655,579.64	8,160,568.48	8,350,237.41
*Un-audited				

Financial Stability (Fiscal Year)	
Checking Accounts	\$324,765
Contributions Last Month	\$106,009
Contributions Last Month: Last Year	\$87,333
Contributions Last Month: Budget	\$105,716
YTD Contributions	\$1,124,036
YTD Contributions: Last Year	\$945,273
YTD Contributions: Budget	\$1,034,287
YTD Net Income	\$112,220



98% or Greater of Goal

90-97.9% of Goal

89.9% or less of Goal